

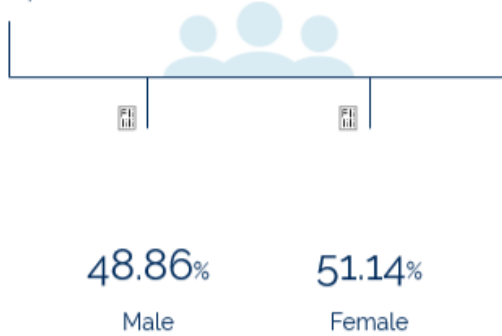
## People



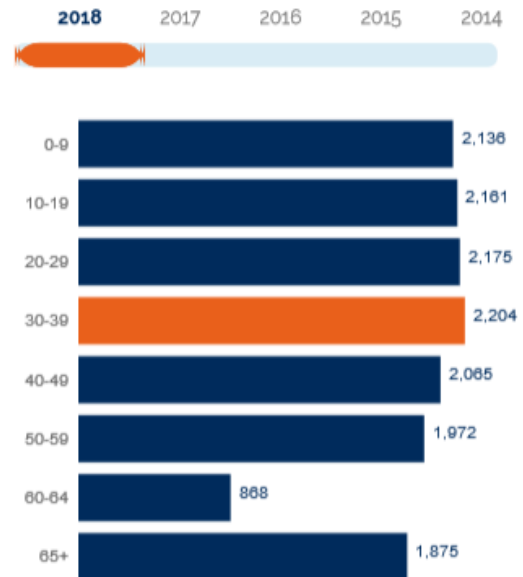
The total population of Millbrook is 15,456. The median age is 34.71

15,456

Total Population



### Age Distribution



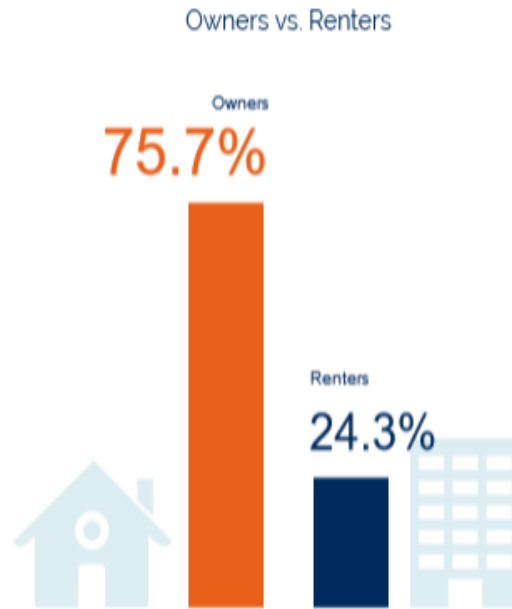
### Median Age

35

## Housing



There are 211% more households who own their homes than there are renters.



## Educational Attainment



The majority of the population in Millbrook has a high school degree, and 36.75% have a college degree.



< Grade 9  
**2%**



Grade 9-12  
**6.29%**



High School  
**34.44%**



Some College  
**20.52%**



Assoc Degree  
**11.66%**



Bach Degree  
**16.31%**



Grad Degree  
**8.78%**



offer Associate's Degree or Certificate



offer Bachelor's Degree or Higher

## Labor Force



Millbrook has a labor force of 7,674 people.

7,674

Labor Force

## Talent

Where are the top jobs by occupation?

Office and  
Administrative  
support



17.44%

569

Sales



15.14%

494

Executive,  
Managers, and  
Administrators



9.84%

321

Production  
Workers



8.31%

271

Education,  
Training/Library

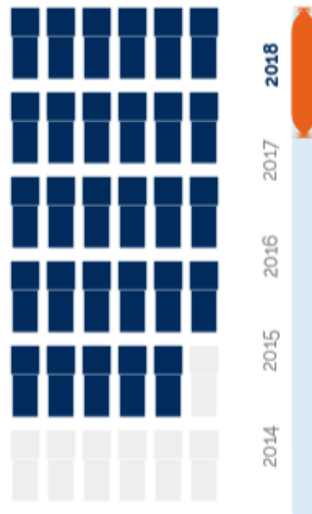


6.71%

219

Total Employees

3,262



The work distribution of total employees in Millbrook is:

41%

Blue Collar



58%

White Collar

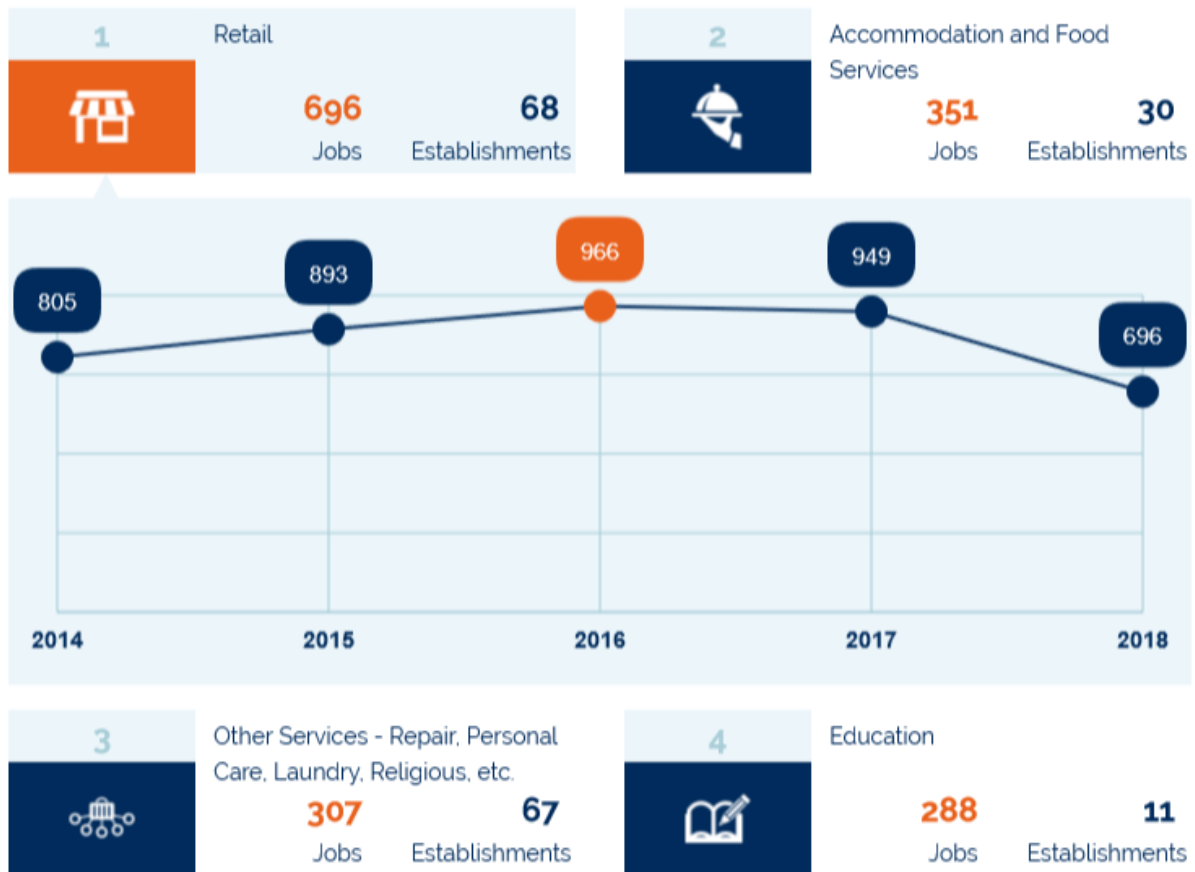


## Businesses and Jobs

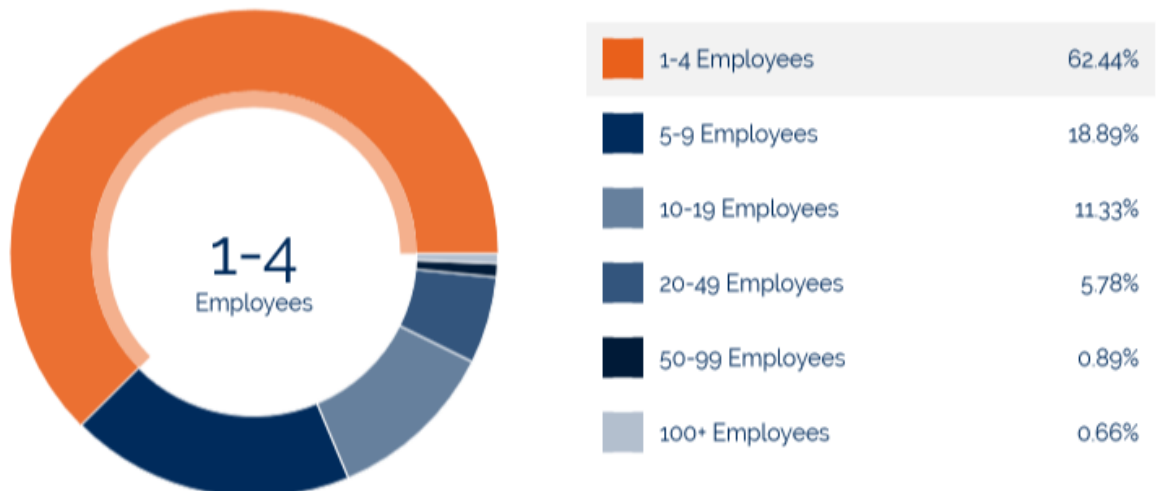


Millbrook has a total of 450 businesses. In 2018, the leading industries in Millbrook were Retail, Accommodation and Food Services, Other Services - Repair, Personal Care, Laundry, Religious, etc., and Education.

What are the top industries by jobs?



How many employees do businesses in Millbrook have?



## Income and Spending



Households in Millbrook earn a median yearly income of 61,950. 39.91% of the households earn more than the national average each year. Household expenditures average 57,817 per year. The majority of earnings get spent on Shelter, Transportation, Food and Beverages, Health Care, and Utilities.

**\$61,950**

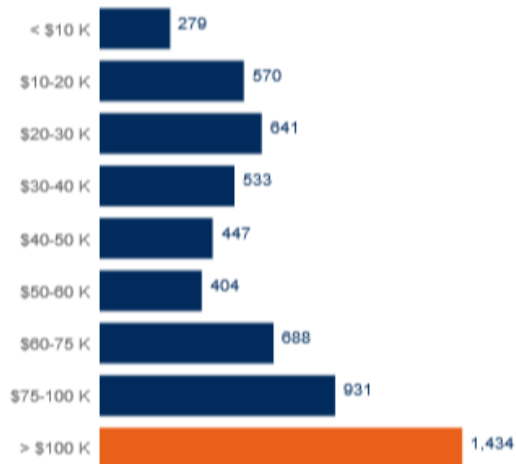
Median Household  
Income

**7%** more than the county

**28%** more than the state

**2%** more than the nation

### Income Distribution



How do people spend most of their money?

PER HOUSEHOLD



**\$57,817**

Median Household Expenditure